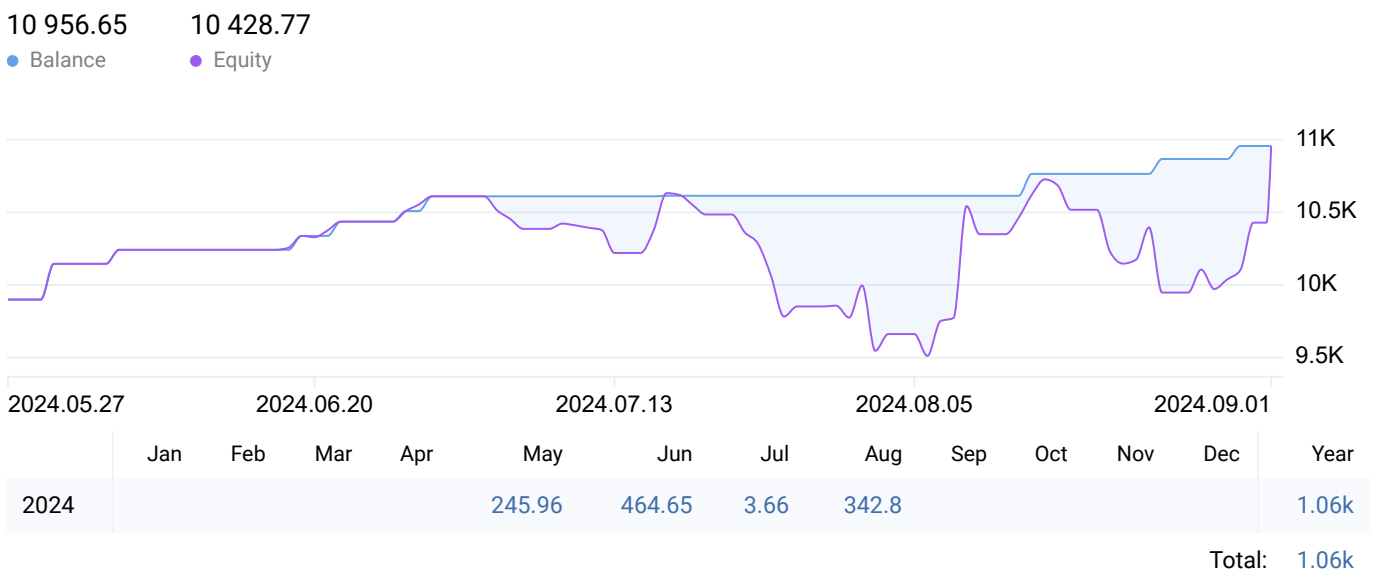
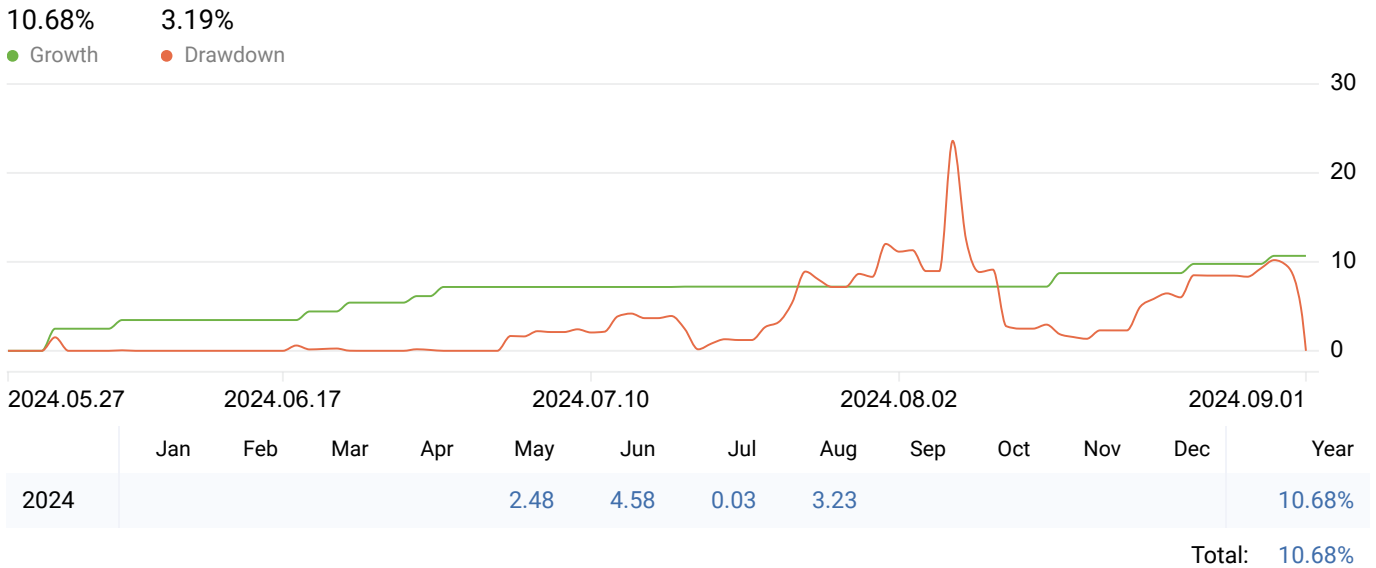
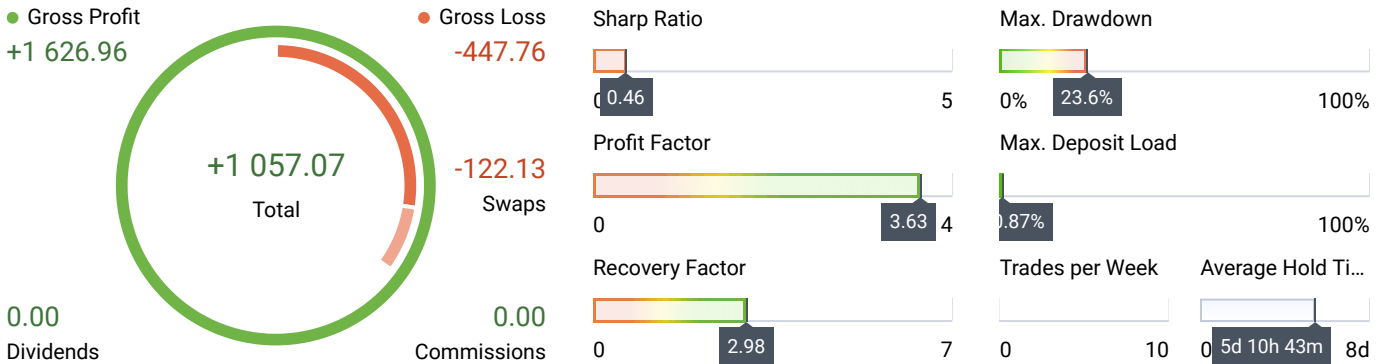


EUR 10.68% 67.13% 9 899.58 (1) 0.00 (0) 0.00 0.00 0.00  
 Currency Gain Trading Activity Deposits Withdrawals Dividends Corrections Credit

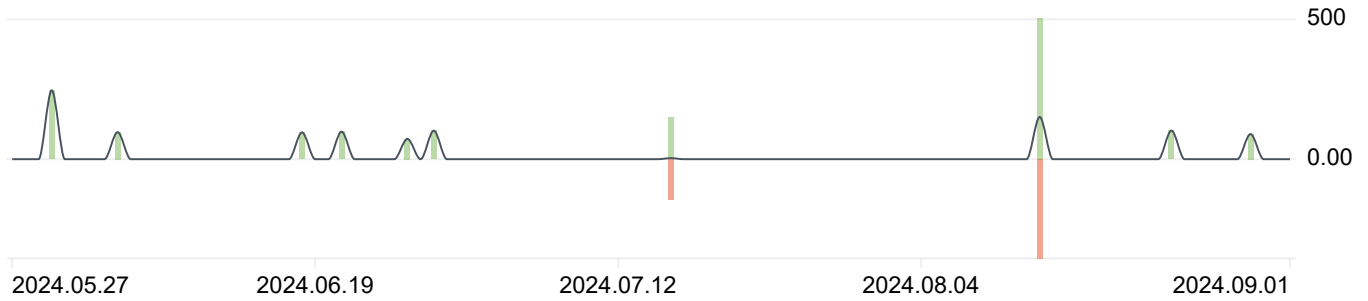
### 1. Summary



EUR	10.68%	67.13%	9 899.58 (1)	0.00 (0)	0.00	0.00	0.00
Currency	Gain	Trading Activity	Deposits	Withdrawals	Dividends	Corrections	Credit

## 2. Profit & Loss

1 557.54	0.00	-122.13	-500.47	0.00
● Profit	Dividends	Swaps	● Loss	Commissions

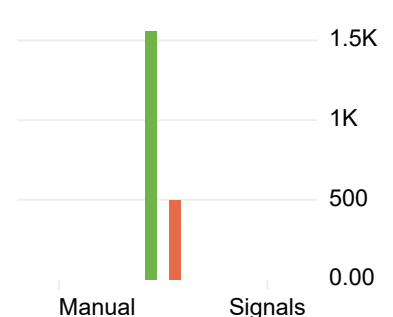
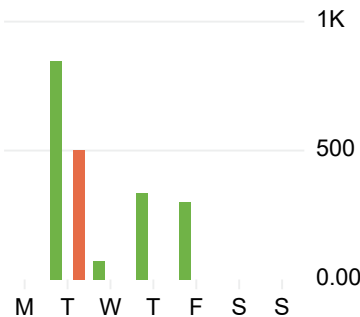
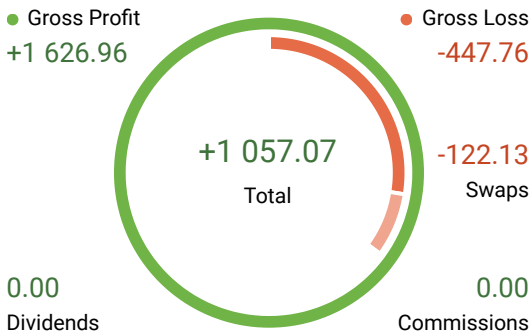


	Jan	Feb	Mar	Apr	May	Jun	Jul	Aug	Sep	Oct	Nov	Dec	Year
2024					245.96	464.65	3.66	342.8					1.06k
Total: 1.06k													

1 557.54	0.00	-122.13	-500.47	0.00
● Profit	Dividends	Swaps	● Loss	Commissions



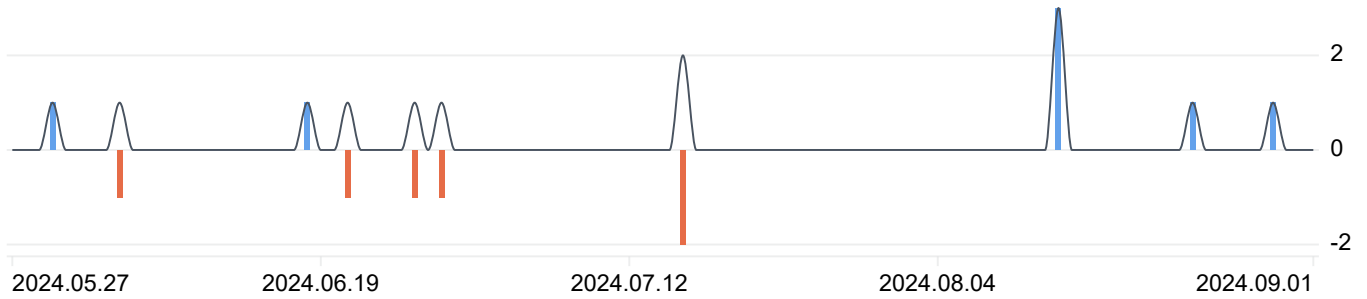
	Jan	Feb	Mar	Apr	May	Jun	Jul	Aug	Sep	Oct	Nov	Dec	Year
2024					2	10	7	10					29
Total: 29													



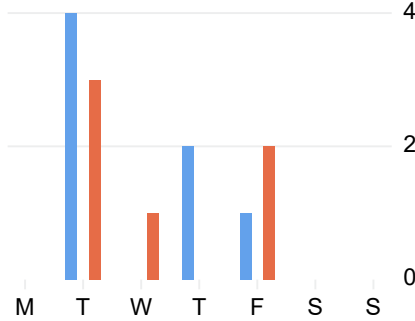
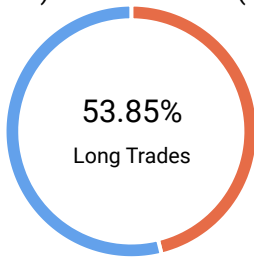
EUR	10.68%	67.13%	9 899.58 (1)	0.00 (0)	0.00	0.00	0.00
Currency	Gain	Trading Activity	Deposits	Withdrawals	Dividends	Corrections	Credit

### 3. Long & Short

7 (53.85%)      6 (46.15%)  
 ● Long            ● Short



● Long                      ● Short  
 7 (53.85%)              6 (46.15%)




● Trading Robots      ● Trading Signals  
 13                      0




● Manual Trading

Netto P/L: 1 057.07




Commissions: 0.00




Trades: 13



Average P/L: 79.94




Average Profit: 117.43




Win Trades: 10



Average P/L: 0.785%



Average Profit: 1.13%



Win Trades: 76.92%



EUR	10.68%	67.13%	9 899.58 (1)	0.00 (0)	0.00	0.00	0.00
Currency	Gain	Trading Activity	Deposits	Withdrawals	Dividends	Corrections	Credit

#### 4. Symbols

1 057.07

● AUDUSD



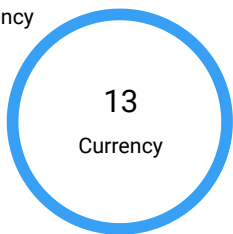
13

● AUDUSD



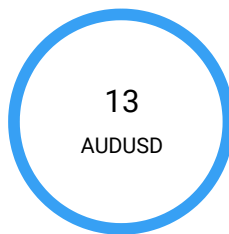
● Currency

13



● AUDUSD

13 (100%)




● Trading Robots

13

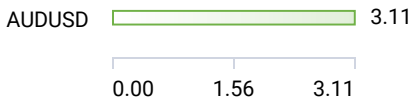
● Trading Signals

0

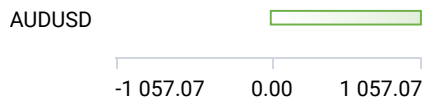


● Manual Trade


Profit Factor by Symbols



Netto Profit by Symbols



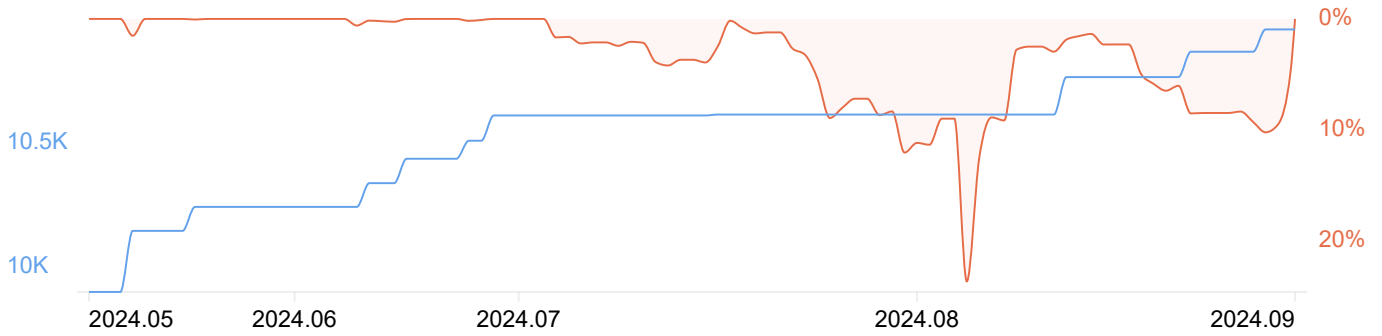
Fees by Symbols



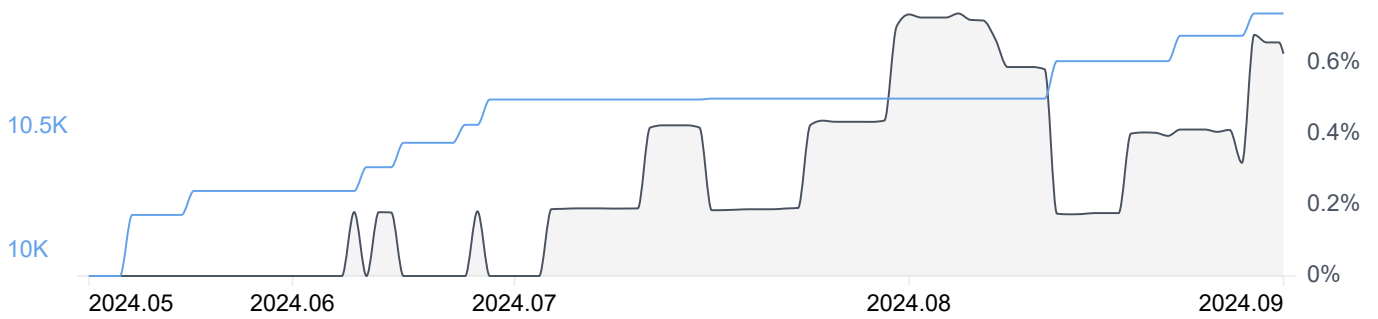
EUR	10.68%	67.13%	9 899.58 (1)	0.00 (0)	0.00	0.00	0.00
Currency	Gain	Trading Activity	Deposits	Withdrawals	Dividends	Corrections	Credit

### 5. Risks

10 956.65    0%  
 ● Balance    ● Drawdown



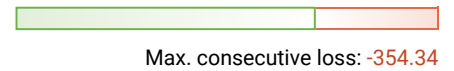
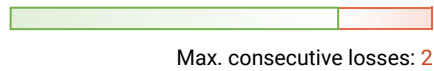

10 956.65    0.628%  
 ● Balance    ● Deposit Load



Best trade: 505.14

Max. consecutive wins: 7

Max. consecutive profit: 860.40



0%    0%    0%    0%  
 ● MFE (Max. Profit)    ● Avg. Profit    ● Avg. Loss    ● MAE (Max. DD)

